

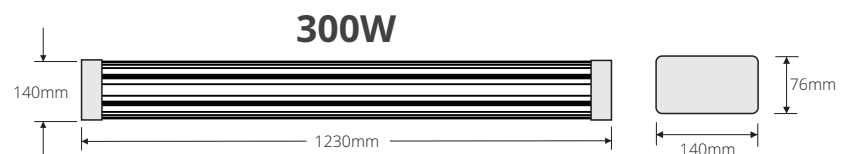
300W



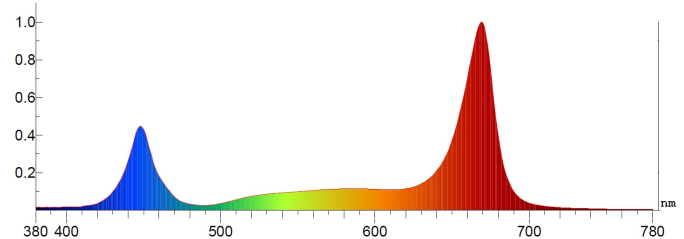
LYNX³ **SmartTune™**

The TopLight™ SS model is designed for easy use. The SS series, as with all GROW3 lights, boasts an adjustable color ratio control (0.63:1 to 10:1), integrated wireless mesh networking, and energy efficiency with high-precision drivers.

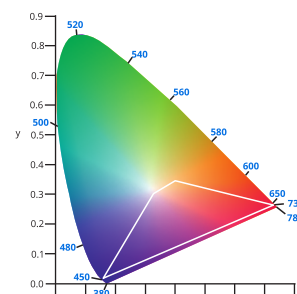
Save even more energy with wireless controls through the SmartTune™ app, factoring DLI and light feature controls. Upgrade your indoor space with our innovative grow light.



COLOR RATIO EXAMPLE



COMPLEMENTARY COLOR RANGE



OPTIONAL ACCESSORIES



74-1022 - POWER CABLE, 1.5M (4.92")



75-1002 - HANGING KIT, 2M (2PCS)

SS	
PART NUMBER	GRW-120-48-300-SS-S-C
ORDER CODE	70-1040
PERFORMANCE	
WATTS (MAX)	300
PPF (μmol/s)	753
PPE (μmol/J)	2.6
POWER INPUT	100~277VAC 50/60Hz
COLOR RANGE (nm)	400-700
UV	NO
FAR RED	NO
SPECTRUM BOOSTER	N/A
FACTORY DEFAULT RATIO	3:1
BEST RATIO RANGE	0.63:1 to 10:1
CONTROLS	
DIMMING	YES
CONTROL BOX	YES
APP	YES
BLUETOOTH®	YES
WIFI	YES
LYNX ³ ™	YES
SMARTTUNE™	YES
PHYSICAL STATS	
COOLING	PASSIVE, FANLESS COOLING
DIMENSIONS	1240mm x 140mm x 76 mm (48.4" x 5.5" x 3.0")
WEIGHT	6.35 kg (14 lbs)
IP RATING	IP66
CERTIFICATIONS	
UL	YES
DLC	PENDING
WARRANTY	5 YEARS
RATED LIFETIME	L70 50,000 Hours