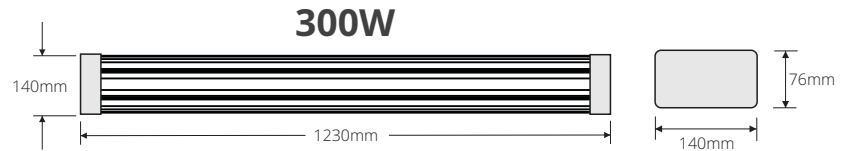


300W



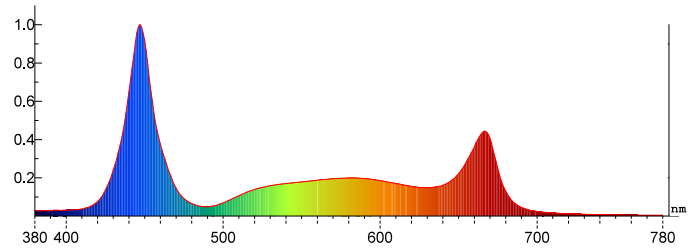
The TopLight™ MH model is designed to mimic traditional Metal Halide lamps. Red:Blue ratios as low as 0.68:1 with options for color ratio adjustment up to 3:1:1.

Save more energy when used with LYNX3™ and SmartTune™ controls.

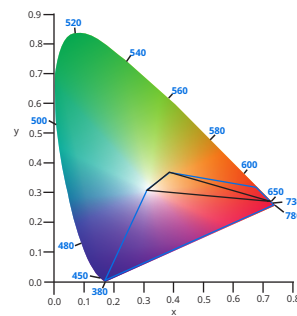


MH	
PART NUMBER	GRW-120-48-300-MH-S-C
ORDER CODE	70-1019
PERFORMANCE	
WATTS (MAX)	300
PPF (μmol/s)	709
PPE (μmol/J)	2.59
POWER INPUT	100~277VAC 50/60Hz
COLOR RANGE (nm)	400-700
UV	NO
FAR RED	NO
SPECTRUM BOOSTER	BLUE
FACTORY DEFAULT RATIO	0.68:1
BEST RATIO RANGE	0.68:1~2:1
CONTROLS	
DIMMING	YES
CONTROL BOX	YES
APP	YES
BLUETOOTH®	YES
WIFI	YES
LYNX3™	YES
SMARTTUNE™	YES
PHYSICAL STATS	
COOLING	PASSIVE, FANLESS COOLING
DIMENSIONS	1240mm x 140mm x 76 mm (48.4" x 5.5" x 3.0")
WEIGHT	6.35 kg (14 lbs)
IP RATING	IP66
CERTIFICATIONS	
UL	PENDING
DLC	PENDING
WARRANTY	5 YEARS
RATED LIFETIME	L70 50,000 Hours

COLOR RATIO EXAMPLE



COLOR GAMUT



OPTIONAL ACCESSORIES



74-1022 - POWER CABLE, 1.5M (4.92")



75-1002 - HANGING KIT, 2M (2PCS)